

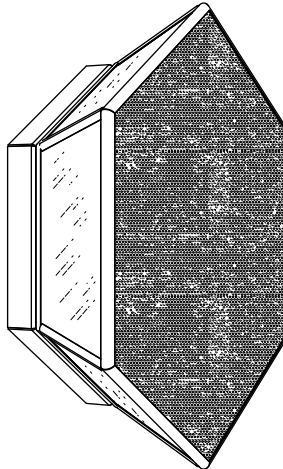
MASSIRA

DESIGN BY DT STUDIO

CODE

295. 11

IL FANALE



IT ISTRUZIONI DI INSTALLAZIONE ED IMPIEGO

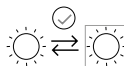
EN INSTALLATION AND USE INSTRUCTIONS

CODE

295.11

2 x MAX 10W LED

220-240 V 50/60 Hz



E14

IP 20

IT

Il prodotto è regolabile con dimmer a taglio di fase IGBT o Triac. Utilizzare preferibilmente dimmer dei marchi più noti. **Nota: prima di acquistare la lampadina dimmerabile, verificare la compatibilità con il dimmer scelto.**

EN

The product is dimmable with IGBT or triac phase cut dimmer. Preferably use dimmers of the best known brands. **Note: before buying the dimmable light bulb, check if it is compatible with the selected dimmer.**

IT



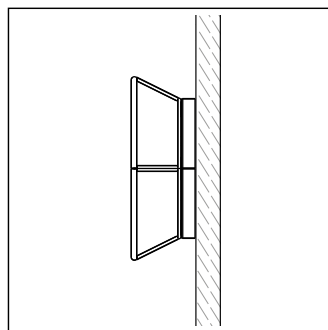
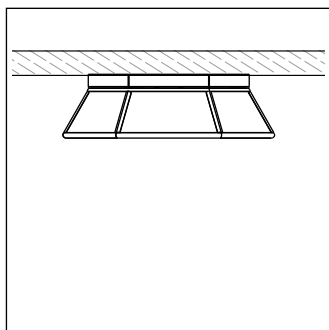
ATTENZIONE! - Prima di installare o fare manutenzione al prodotto è necessario visionare le **Avvertenze generali** utilizzando il **QR code** in copertina.

EN



WARNING!- Before installing or maintaining the product it is necessary to read the **General Warnings** using the **QR code** on the cover.

1



IT



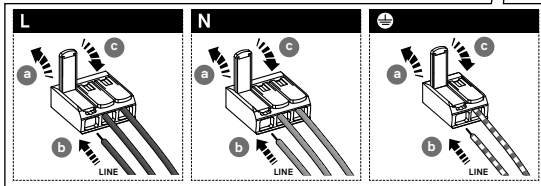
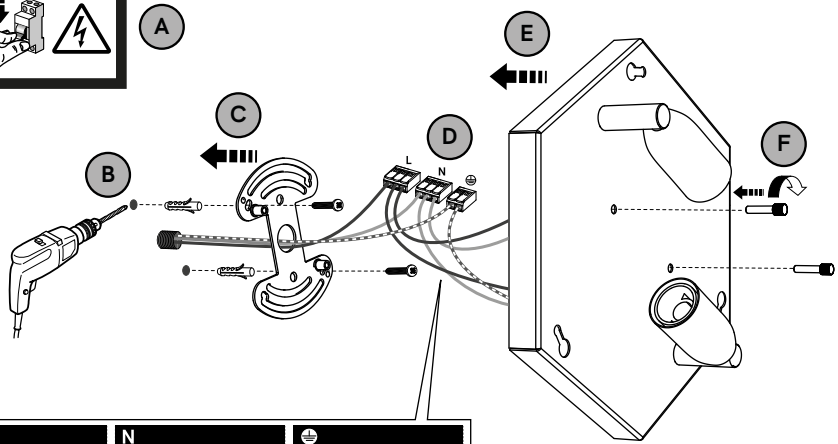

USARE TASSELLI E VITI APPROPRIATE (NON FORNITI)

EN



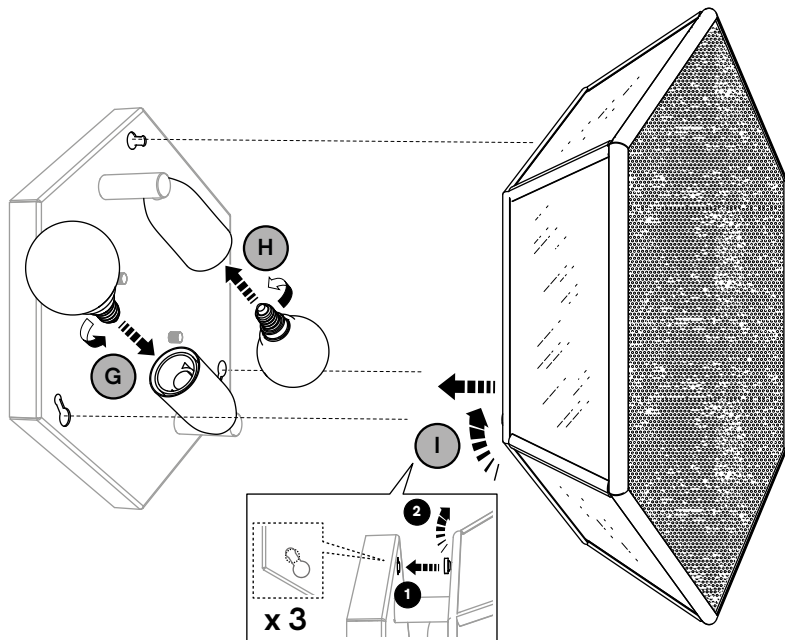
USE APPROPRIATE DOWELS AND SCREWS (NOT SUPPLIED)

3



IT	N = blu	L = marrone
	= giallo / verde	
EN	N = blue	L = brown
	= yellow / green	

4



IL FANALE

Il Fanale Group S.r.l.

Via Olivo Bredariol, 15

31048 San Biagio di Callalta (TV) Italy

info@ilfanale.com

T +39 0422 895200

ilfanale.com